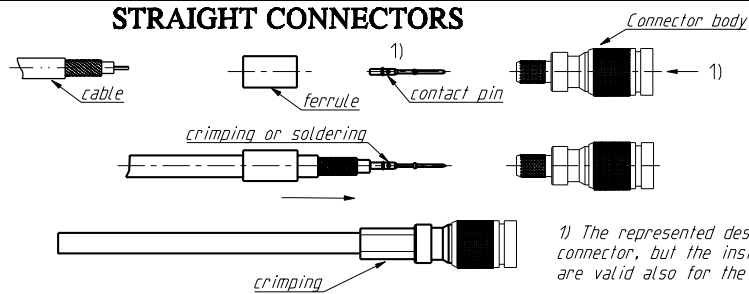
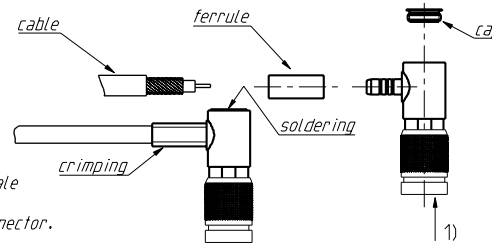


ASSEMBLY INSTRUCTIONS - 1.0/2.3 CONNECTORS (50 Ohm SERIES) for flexible cable

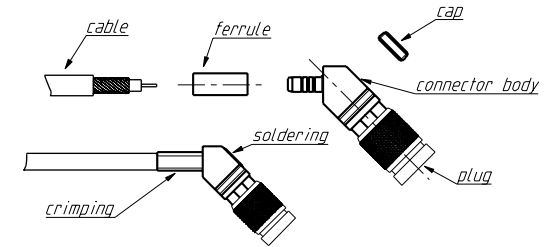
STRAIGHT CONNECTORS



RIGHT ANGLE CONNECTORS



45° ANGLE CONNECTORS



Cable stripping dimensions	Crimp size HEX outer contact	Crimp Length	Crimp size square inner contact	Crimp Length	Connectors types P/N 350.044.XXX	Crimp size HEX outer contact	Crimp Length	Connectors types P/N 350.044.XXX	Crimp size HEX outer contact	Crimp Length	Connectors types P/N 350.044.XXX															
	3.25	8	solder	/	001-008-021-055 020		8	400-409-411-415 402 401-419		8	300-312 311 305 302-336 301-304-329 335															
	3.4																									
	3.5																									
	3.8																									
	4.06																									
	4.52																									
5.41	0.7	1+1.5	026 009 056 003-023-098 002-005-022-025-054																							
	5.41	8	solder	/	007		8	211-212-224-430-455 220-450 456 210-431-432-452-453		8	337															
												6.5	8	solder	/	027		10	221							
												3.5								8	0.7	1+1.5	070 050		8	465
												3.8														
	6.5	10	1**	2.5	071 **only for ST214 cable soldering for RG58 cable 051		8	210-431-432-452-453																		
	6.8								1																	
	3.25	8	solder	/	103-137.1-165T2 166 101 136 102-106-130		8	465																		
	3.4																									
	3.5																									
	4.52																									
5.41	8	solder	/	127																						
					5.41																					
						6.8	8+10	1	2.5	072																
						6.8																				

All the dimensions are in millimeters

* Dimension for cutting intermediate layers or ground wires (when present)

ED. N°	DATE	DRAWN/CHECKED
-----	21.09.06	Gb Cv

Part. number : 900.005.302